



# Kentucky High School Athletic Association

2280 Executive Drive ° Lexington, KY 40505 ° www.khsaa.org ° (859)299-5472 (859)293-5999 (fax)

## MEMORANDUM

To: Superintendent, Principal, and Athletic Director  
Fairdale High School

From: Brigid L. DeVries, Commissioner  
Larry Boucher, Assistant Commissioner *JB*


Date: July 28, 2006

Subject: 2005-2006 Title IX Annual Report Forms Submission

Enclosed please find a copy of Form T-65, the 2005-2006 KHSAA Title IX Annual Report Submission Status Report. In addition, you may find an attachment with corrected copies of the forms submitted by your school personnel. Please review this information so the forms can be completed accurately in the future.

Also, KHSAA Audit Team Members may have requested resubmission of some of the 2005-2006 Annual Report Forms or need additional information on your athletic programs. Please submit this information by the date requested if this is applicable. Copies and all KHSAA Title IX documents must be kept current and included in your permanent Title IX File at the school. All documents are subject to Open Records Requests.

Should you need any further information, please do not hesitate to call anytime.



**KHSAA TITLE IX  
ANNUAL REPORT SUBMISSION  
STATUS REPORT  
2005-2006**

KHSAA  
Form T65 Revised 8/05

TO: KHSAA Member School Superintendents, Principals, and Athletic Directors

FROM: Brigid L. DeVries, Commissioner  
Larry Boucher, Assistant Commissioner

DATE: 7/27/2006

School	Fairdale	Reviewed by	Phyllis Catlett
--------	----------	-------------	-----------------

The following is a status report regarding the required 2005 - 2006 Title IX Annual Report submission of forms due into the KHSAA office by April 15, 2006. Appropriate KHSAA Audit Team personnel have reviewed these forms and the following is a summary of this review.

I. Checklist of Forms properly submitted in a satisfactory manner:

<b>X</b>	GE 19 (Annual Verification)	<b>X</b>	T-35 (Budget Expenses)
<b>X</b>	T-1 (Summary Program Chart 1)	<b>X</b>	T-36 (Budget Expenses)
<b>X</b>	T-2 (Summary Program Chart 2)	<b>X</b>	T-41 (Checklist – Overall Interscholastic Program)
<b>X</b>	T-3 (Summary Program Chart 3)	<b>X</b>	T-60 (Corrective Action Plan)
<b>X</b>	T-4 (Summary Program Chart 4)	<b>X</b>	T-63 (Interscholastic Survey Results)

II. Status

A.		2005 – 2006 Forms are satisfactory and no further information or action is necessary at this time.
B.	<b>X</b>	Errors have been noted with respect to the following forms: Placed corrected forms T-3 and T-41 in your 2006 report folder.
C.		The following forms were omitted and must be submitted by school representatives:
D.	<b>X</b>	Other Recommendation and Comments: The school does not have any students on the Gender Equity Committee. The auditor strongly urges that students be added to the committee. According to the survey interest was shown in swimming for boys and girls. This interest must be reflected on form T-3. The school is required to investigate this interest by meeting with the interested students and parents. According to information submitted, the school is not in compliance with any of the three tests. The Gender Equity Committee should meet and address the opportunities portion of this report. Presently, the boys have the advantage in opportunities and the school administration and committee must address and correct the matter. Have a great summer.

**2005-2006**  
**ACCOMMODATION OF INTERESTS AND ABILITIES**  
**SUMMARY PROGRAM CHART 3**

**Participation Opportunities Test Three**

FOR ANY QUESTION ANSWERED "YES" IDENTIFY THE RESPECTIVE SPORT(S).

	GIRLS (Yes / No)		BOYS (Yes / No)
1. For a sport not currently played at the interscholastic level (varsity, junior varsity, or freshman) in your school, is there an intramural team offered for that sport?	N		N
2. For a sport <u>not</u> currently offered in your interscholastic athletics program, is there sufficient interest to form a viable interscholastic team based on participation on an intramural team or community recreation teams?	N		N
3. For a sport <u>not</u> currently offered, is there sufficient interest, based on your most recent Student Interest Survey, to form a viable interscholastic team based on student responses from the interscholastic survey? If yes, what sport?	N Yes 53 GIRLS Swimming		N Yes 36 BOYS Swimming
4. For a sport currently offered at the varsity level only, is there sufficient interest, based on your most recent Student Interest Survey, to form a viable team for a junior varsity or freshman team that is not currently offered?	N		N
5. For a sport currently offered at the junior varsity or freshman level is there sufficient interest, based on your most recent Student Interest Survey, to form a varsity team not currently offered?	n/a		n/a
6. If you answered YES to question (1), (2), (3), (4), or (5), are there enough high schools in your geographic area offering the sport (at the appropriate level) to allow for the development of a reasonable schedule of competition?			

Principal's Signature: J. DeBrown Date: 3-1-06

**2005-2006 KHSAA TITLE IX ATHLETICS AUDIT**  
**Checklist - Overall Interscholastic Athletics Program**

KHSAA  
Form T41  
Rev. 9/05

**DIRECTIONS:**

For the Areas of Compliance (Opportunities and Benefits) listed on the left hand side of the page, place a checkmark under the appropriate column identifying whether your school provided an advantage to the Girls' Program, or to the Boys' Program or to Neither Program.

Areas of Compliance:	ADVANTAGE TO:		
	GIRLS' PROGRAM	BOYS' PROGRAM	NEITHER PROGRAM
<b>OPPORTUNITIES</b>			
Accommodation of Interest and Abilities		X	X
<b>BENEFITS</b>			
Equipment and Supplies			X
Scheduling of Games and Practice Time			X
Travel and Per Diem Allowances		X	
Coaching			X
Locker Rooms, Practice and Competitive Facilities			X
Medical and Training Facilities and Services			X
Publicity			X
Support Services			X
Athletic Scholarships			X
Tutoring			X
Housing and Dining Facilities and Services			X
Recruitment of Student Athletes			X

*Because the school has not passed under the (3) test.*

Principal's Signature: *Inda Brown* Date: 3-1-06



**2005-2006 KENTUCKY HIGH SCHOOL ATHLETIC ASSOCIATION  
ANNUAL VERIFICATION OF TITLE IX PROCEDURES**  
(To be submitted by April 15, 2006 along with other required forms)

KHSAA  
Form GE19  
Rev. 9/05

*(502)  
485-6627*

The FAIRDALE High School, FAIRDALE, Kentucky  
(Name of High School) (City)

certifies to the Kentucky High School Athletic Association that the following is an accurate and true representation of the facts surrounding compliance with 20 U.S.C. Sections 1681-1688, et. Seq. (also known as Title IX)

**I certify the following provisions in accordance with records at the school contained in the permanent Title IX file, and to the best of my knowledge have completed the following tasks (All boxes must be checked).**

Established a gender equity committee at the high school. (list committee personnel and provide attachment if necessary)

Name	Address	Phone	Title
ERNEST SMITH	1001 Fairdale Rd	502-485-6627	Athletic Director
DOTTI HICKS	"	"	Asst. Athletic Director
LARRY BRUNER	"	502-485-7092	Head Girls BB Coach
MARLA PASCHAL	"	502-485-7092	Asst. Girls BB Coach
BILL TINDALL		502-366-5455	Parent
JANET TINDALL		502-366-5455	Parent

Scheduled a minimum of three meetings during the 2005-2006 school year on the following dates:  
September 21, 2005  
February 8, 2006  
April 19, 2006

Designated the following person(s) as the Title IX coordinator for the school:

Name	Title	Address	Phone
ERNEST SMITH	ATHLETIC DIRECTOR	1001 FAIRDALE RD	485-6627

Designated the following person(s) as the Title IX coordinator for the district:

Name	Title	Address	Phone
<i>CORYL WALKER</i>	<i>Dir. of Compliance</i>	<i>3332 Newburg</i>	<i>485-3341</i>

School personnel are continuing to make periodic reviews of the boys' and girls' athletics program reflected in the Corrective Action Plan.

In addition to the above information, the above referenced school maintains a complete permanent file relative to Title IX records including copies of the self-assessment audit, all corrective action plans, and other related materials.

*Indat Brown* 3-1-06 20  
Principal's Signature Date

*Stephen Gaerdes* *Joseph L. Hardesty*  
Superintendent Signature School Board Chairpersons' Signature

*(Send original copy to KHSAA - Maintain duplicate in Title IX school folder)*

**2005-2006**  
**ACCOMMODATION OF INTERESTS AND ABILITIES**  
**SUMMARY PROGRAM CHART 1**

KHSAA  
 Form T1  
 Rev. 9/05

**Participation Opportunities Test One**


		(Column 1)	(Column 2)	(Column 3)	(Column 4)
	Program	Enrollment	Percentage of Total Enrollment	Number of Interscholastic Participants (double and triple count)	Percentage of Total Participation
Row 1	GIRLS	365	45.1%	135	36.7%
Row 2	BOYS	445	54.9%	233	63.3%
Row 3	Totals	810	100%	368	100%

Instructions:

\*Number of 8<sup>th</sup> grade students & below used in Column 3 and Column 4 calculations if applicable: 15

- Determine the total number of girls enrolled, (place in Row 1, Column 1). Determine the total number of boys enrolled, (place in Row 2, Column 1).
- Add the total number of girls and boys enrolled to determine total enrollment, (place in Row 3, Column 1).
- Calculate the percentage of total enrollment that is female. (Divide Row 1, Column 1 by row 3, Column 1 and place in Row 1, Column 2.) Calculate the percentage of total enrollment that is male. (Divide Row 2, Column 1 by Row 3, Column 1 and place in Row 2, Column 2.) Note: Row 1, Column 2 plus Row 2, Column 2 should total 100%.
- Ask the head coaches to review the most updated eligibility or squad lists for their teams. Ask coaches to confirm the names of those individuals who are on the team as of the first **date of competition**, and cross out the names of those who were cut from the team or quit the team prior to the first competitive event. Determine the total number of interscholastic athletics participants that are girls, (and place in Row 1, Column 3). In order to determine the total number of athletics participants, an individual should be counted each time he or she participates on a team. For example, if Jane Doe competes on the varsity volleyball team, the junior varsity volleyball team, the junior varsity basketball team, and the varsity softball team, she should be counted as four participants (**do not include club or intramural sports participants, cheerleaders, dance teams, or pom squads**). Calculate the same way for boys and girls. \* In addition, should 8<sup>th</sup> grade students and below play on a Freshman, Junior Varsity, or Varsity team, they should also be counted for each team and sport on which they participate. If applicable, please asterisk the above notation as to how many 8<sup>th</sup> grade students & below are included in the totals. Using the same procedure, determine the total number of interscholastic athletic participants that are boys, (and place in Row 2, Column 3). Add Row 1, Column 3 plus Row 2, Column 3 to get total participants and place in Row 3, Column 3.
- Calculate the percentage of female participation. (Row 1, Column 3 divided by Row 3, Column 3 and place in Row 1, Column 4.) Calculate the percentage of male participation. (Row 2, Column 3 divided by Row 3, Column 3 and place in Row 2, Column 4.) Note: Row 1, Column 4 plus Row 2, Column 4 should total 100%.

Note: While being within three percent is not a formal compliance standard; if the percent listed in Row 1, Column 4 is within 3% of Row 1, Column 2, then it provides a good target within which compliance is likely.

Principal's Signature:  Date: 3-1-06

**ACCOMMODATION OF INTERESTS AND ABILITIES  
SUMMARY PROGRAM CHART 2**

**Participation Opportunities Test Two**

		Column 1	Column 2	Column 3	Column 4	Column 5
Program		Number of Teams Currently Offered	Number of Participants	Number of Teams Added Since the beginning of the 2001-2002 School Year	Number of Participants Added Since the beginning of the 2001-2002 School Year	Percent of Total Participation By Sex Added Since the beginning of the 2001-2002 School Year
<b>GIRLS</b>	Row 1	varsity:	7	76	1	5
	Row 2	j.v.:	3	42	0	0
	Row 3	frosh:	2	17	2	20
	Row 4	total:	9	135	3	25
<b>BOYS</b>	Row 5	varsity:	8	137	0	0
	Row 6	j.v.:	3	57	0	0
	Row 7	frosh:	2	39	0	0
	Row 8	total:	14	233	0	0

- 1) For Column 1, list the number of interscholastic teams offered for girls and boys at each competitive level (varsity, junior varsity, and freshman). For girls, total each of the entries in Rows 1, 2, and 3 into Row 4. For boys, total Rows 5, 6, and 7 into Row 8.
- 2) For Column 2, list the number of participants at each level. For girls, total each of the entries in Rows 1, 2, and 3 into Row 4. For boys, total Rows 5, 6, and 7 into Row 8. **Note:** The totals in Row 4 for girls and in Row 8 for boys must be the same as the totals in Form T-1, Column 3, Rows 1 and 2 respectively.
- 3) For Column 3, list the number of interscholastic teams that have been added in the last five years at each competitive level. Count each team added during the 5 year period only one time. e.g. Girl's junior varsity soccer was added 3 years ago, count the team only once, not 3 times. For girls, total the entries in Rows 1, 2, and 3 into Row 4. For boys, total Rows 5, 6, and 7 into Row 8.
- 4) For Column 4, list the number of participants that are currently on each level of the teams that were added in the last five years. If a team was added previously but no longer exists, there are no current participants to be added for that team. For girls, total the entries in Rows 1, 2, and 3 into Row 4. For boys, total Rows 5, 6, and 7 into Row 8.
- 5) For Column 5, calculate the percentage of participants that have been added in the last five years. For girls, take the number in Column 4, Row 4 and divide by the number in Column 2, Row 4. For boys, take the number in Column 4, Row 8 and divide it by the number in Column 2, Row 8.

Note: If the percentage of current participants added in the last five years is 25% or greater, compliance with test two may be possible. If less than 25%, then compliance with test three should be analyzed. **CAUTION:** 25% is not a formal compliance standard.

Principal's Signature:  Date: 3-1-06

**2005-2006**  
**ACCOMMODATION OF INTERESTS AND ABILITIES**  
**SUMMARY PROGRAM CHART 3**

**Participation Opportunities Test Three**

**FOR ANY QUESTION ANSWERED "YES" IDENTIFY THE RESPECTIVE SPORT(S).**

	GIRLS (Yes / No)		BOYS (Yes / No)
1. For a sport not currently played at the interscholastic level (varsity, junior varsity, or freshman) in your school, is there an intramural team offered for that sport?	N		N
2. For a sport <u>not</u> currently offered in your interscholastic athletics program, is there sufficient interest to form a viable interscholastic team based on participation on an intramural team or community recreation teams?	N		N
3. For a sport <u>not</u> currently offered, is there sufficient interest, based on your most recent Student Interest Survey, to form a viable interscholastic team based on student responses from the interscholastic survey? If yes, what sport?	N Yes 53-GIRLS Swimming		N Yes 36-BOYS Swimming
4. For a sport currently offered at the varsity level only, is there sufficient interest, based on your most recent Student Interest Survey, to form a viable team for a junior varsity or freshman team that is not currently offered?	N		N
5. For a sport currently offered at the junior varsity or freshman level is there sufficient interest, based on your most recent Student Interest Survey, to form a varsity team not currently offered?	n/a		n/a
6. If you answered YES to question (1), (2), (3), (4), or (5), are there enough high schools in your geographic area offering the sport (at the appropriate level) to allow for the development of a reasonable schedule of competition?			

Principal's Signature: *J. DeBrown* Date: 3-1-06



**2005-2006**  
**ACCOMODATION OF INTERESTS AND ABILITIES**  
**SUMMARY PROGRAM CHART 4**

**Levels of Competition Test One**

		Column 1	Column 2	Column 3
Girls	Team Levels	Number of Teams Currently Offered	Number of Participants	Percentage of Participants at Each Level
Row 1	varsity:	7	76	56.3%
Row 2	j.v.:	3	42	31.1%
Row 3	frosh:	2	17	12.6%
Row 4	total:		135	100%
<b>Boys</b>				
Row 5	varsity:	8	137	58.8%
Row 6	j.v.:	3	57	24.5%
Row 7	frosh:	3	39	16.7%
Row 8	total:		233	100%

- 1) Column 1, list the number of interscholastic teams offered for girls and boys at each competitive level; varsity, junior varsity, and freshman. (Refer to Form T-2, Accommodation of Interests and Abilities, Summary Program Chart 2, Column 1.)
- 2) For Column 2, list the number of participants at each level. For girls, total the entries in Rows 1, 2, and 3 into Row 4. For boys, total the entries in Rows 5, 6, and 7 into Row 8. (Refer to Form T-2, Accommodation of Interests and Abilities, Summary Program Chart 2, Column 2.)
- 3) For Column 3, calculate the percentage of female and male participants at each level.  
For girls' varsity, junior varsity, and frosh, respectively:
  - Divide Column 2, Row 1 by Column 2, Row 4, and place the percentage in Column 3, Row 1.
  - Divide Column 2, Row 2 by Column 2, Row 4, and place the percentage in Column 3, Row 2.
  - Divide Column 2, Row 3 by Column 2, Row 4, and place the percentage in Column 3, Row 3.
  -
 For boys' varsity, junior varsity, and frosh, respectively:
  - Divide Column 2, Row 5 by Column 2, Row 8, and place the percentage in Column 3, Row 5.
  - Divide Column 2, Row 6 by Column 2, Row 8, and place the percentage in Column 3, Row 6.
  - Divide Column 2, Row 7 by Column 2, Row 8, and place the percentage in Column 3, Row 7.

Principal's Signature: *M. A. Brown* Date: 3-1-06

**2005-2006  
ACTUAL EXPENDITURES - PROGRAM COMPARISON CHART I  
TO INCLUDE BOOSTER CLUB FUNDING**

	equipment and supplies		travel		awards		coaches' salaries (to include supplemental and extended employment; <i>dollar amount needed</i> )		facilities improvements		publications (if sport-specific)	
	Expenditures		Expenditures		Expenditures		Expenditures		Expenditures		Expenditures	
	School	Booster	School	Booster	School	Booster	School	Booster	School	Booster	School	Booster
G basketball	2400		1500		100		12210		---		400	
B basketball	500		5000		100		9921		---		400	
G softball	650		1000		100		4501		500		200	
B baseball	650		1000		100		3893		500		200	
G cross country	400		0		50		1744		---		200	
B cross country	400		0		50		2834		---		200	
G golf	0		0		50		1395		---		200	
B golf	0		0		50		1613		---		200	
G soccer	---		---		---		---		---		---	
B soccer	---		---		---		---		---		---	
G swimming	---		---		---		---		---		---	
B swimming	---		---		---		---		---		---	

- Total expenditures on T-35 and T-36 on the 2005-2006 year report due by April 15, 2006, should reflect the total monies spent (rounded off to nearest hundred) for the entire school year of 2004-2005 ending June 30, 2005.
- Booster Club Funding/Contributions must be included in the expenditures total.

Date: 3-1-06

Principal's Signature: [Signature]

**2005-2006  
ACTUAL EXPENDITURES - PROGRAM COMPARISON CHART 2  
TO INCLUDE BOOSTER CLUB FUNDING**

	equipment and supplies		travel		awards		coaches' salaries (to include supplemental and extended employment; dollar amount needed)		facilities improvements		publications (if sport-specific)	
	Expenditures		Expenditures		Expenditures		Expenditures		Expenditures		Expenditures	
	School	Booster	School	Booster	School	Booster	School	Booster	School	Booster	School	Booster
G track	400		200		100		4448		---		200	
B track	400		200		100		4611		---		200	
G tennis	200		---		50		1308		---		200	
B tennis	200		---		50		1308		---		200	
G volleyball	3000		500		100		4308		---		200	
B wrestling	500		---		100		2093		---		200	
G (list sport)												
B football	7000		1800		100		19383		1500		200	
G (list sport)												
B (list sport)												

1. Total expenditures on T-35 and T-36 on the 2005-2006 year report due by April 15, 2006, should reflect the total monies spent (rounded off to nearest hundred) for the entire school year of 2004-2005 ending June 30, 2005.

2. Booster Club Funding/Contributions must be included in the expenditures total. Indicate percentage of total expenditures for each gender:

Gender	Expenditures	Percentage
Boys	\$67,756	61%
Girls	\$42,814	39%
<b>Total:</b>	<b>\$110,570</b>	<b>100%</b>

Principal's Signature: *J. Johnson* Date: 3-1-06

KHSAA  
Form T-36  
REV. 9/05

*Revised 5/1/06 P.C.*

**2005-2006  
ACTUAL EXPENDITURES - PROGRAM COMPARISON CHART 2  
TO INCLUDE BOOSTER CLUB FUNDING**

	equipment and supplies		travel		awards		coaches' salaries (to include supplemental and extended employment; dollar amount needed)		facilities improvements		publications (if sport-specific)	
	Expenditures		Expenditures		Expenditures		Expenditures		Expenditures		Expenditures	
	School	Booster	School	Booster	School	Booster	School	Booster	School	Booster	School	Booster
G track	400	NA	200	NA	100	NA	4448	NA	0	NA	200	NA
B track	400	NA	200	NA	100	NA	4611	NA	0	NA	200	NA
G tennis	200	NA	0	NA	50	NA	1308	NA	0	NA	200	NA
B tennis	200	NA	0	NA	50	NA	1308	NA	0	NA	200	NA
G volleyball	3000	NA	500	NA	100	NA	4308	NA	0	NA	200	NA
B wrestling	500	NA	0	NA	100	NA	2093	NA	0	NA	200	NA
G (list sport)												
B football	7000	NA	1800	NA	100	NA	19383	NA	1500	NA	200	NA
G (list sport)												
B (list sport)												

1. Total expenditures on T-35 and T-36 on the 2005-2006 year report due by April 15, 2006, should reflect the total monies spent (rounded off to nearest hundred) for the entire school year of 2004-2005 ending June 30, 2005.

2. Booster Club Funding/Contributions must be included in the expenditures total.

Indicate percentage of total expenditures for each gender:

Gender	Expenditures	Percentage
Boys	\$67,756	61%
Girls	\$42,814	39%
<b>Total:</b>	<b>\$110,570</b>	<b>100%</b>

*\$290 - 100%  
317*

*3.*

*2*

*1*

Date: 4-17-06

Principal's Signature: *[Signature]*


KESAA  
Form T-36  
REV. 905

\*N/A → There Are No Booster Clubs at Oceanview & Fairview High School.

2005-2006  
**ACTUAL EXPENDITURES - PROGRAM COMPARISON CHART I**  
**TO INCLUDE BOOSTER CLUB FUNDING**

	equipment and supplies		travel		awards		coaches' salaries (to include supplemental and extended employment; dollar amount needed)		facilities improvements		publications (if sport-specific)	
	Expenditures		Expenditures		Expenditures		Expenditures		Expenditures		Expenditures	
	School	Booster	School	Booster	School	Booster	School	Booster	School	Booster	School	Booster
G basketball	2400	NA	1500	NA	100	NA	12210	NA	0	NA	400	NA
B basketball	500	NA	5000	NA	100	NA	9921	NA	0	NA	400	NA
G softball	650	NA	1000	NA	100	NA	4501	NA	500	NA	200	NA
B baseball	650	NA	1000	NA	100	NA	3893	NA	500	NA	200	NA
G cross country	400	NA	0	NA	50	NA	1744	NA	0	NA	200	NA
B cross country	400	NA	0	NA	50	NA	2834	NA	0	NA	200	NA
G golf	0	NA	0	NA	50	NA	1395	NA	0	NA	200	NA
B golf	0	NA	0	NA	50	NA	1613	NA	0	NA	200	NA
G soccer	---	---	---	---	---	---	---	---	---	---	---	---
B soccer	---	---	---	---	---	---	---	---	---	---	---	---
G swimming	---	---	---	---	---	---	---	---	---	---	---	---
B swimming	---	---	---	---	---	---	---	---	---	---	---	---

1. Total expenditures on T-35 and T-36 on the 2005-2006 year report due by April 15, 2006, should reflect the total monies spent (rounded off to nearest hundred) for the entire school year of 2004-2005 ending June 30, 2005.
2. Booster Club Funding/Contributions must be included in the expenditures total.

Principal's Signature:  Date: 4-17-06

**2005-2006 KHSAA TITLE IX ATHLETICS AUDIT**  
**Checklist - Overall Interscholastic Athletics Program**

KHSAA  
Form T41  
Rev. 9/05

**DIRECTIONS:**

For the Areas of Compliance (Opportunities and Benefits) listed on the left hand side of the page, place a checkmark under the appropriate column identifying whether your school provided an advantage to the Girls' Program, or to the Boys' Program or to Neither Program.

Areas of Compliance:	ADVANTAGE TO:		
	GIRLS' PROGRAM	BOYS' PROGRAM	NEITHER PROGRAM
<b>OPPORTUNITIES</b>			
Accommodation of Interest and Abilities		X	X
<b>BENEFITS</b>			
Equipment and Supplies			X
Scheduling of Games and Practice Time			X
Travel and Per Diem Allowances		X	
Coaching			X
Locker Rooms, Practice and Competitive Facilities			X
Medical and Training Facilities and Services			X
Publicity			X
Support Services			X
Athletic Scholarships			X
Tutoring			X
Housing and Dining Facilities and Services			X
Recruitment of Student Athletes			X

*Because the school has not passed under the 3rd test.*

Principal's Signature: *Judith Brown* Date: 3-1-06

SCHOOL NAME

FAIRDALE

2005-2006  
TITLE IX

CORRECTIVE ACTION PLAN

**DIRECTIONS:**

1. For Column 1, indicate the intended area which needs corrective action in order to achieve gender equity. For Column 2, write the suggested change or activities that will correct the area in need of alteration. For Column 3, include the estimated completion date for the changes or activities.
2. It is possible to attain compliance with Title IX and no longer need "corrective" action. However, the KHSAA strongly encourages compliant schools to identify items for improvement (Column 1), activities to accomplish the improvement (Column 2) and a timetable for completion (Column 3) that will strengthen the athletic program.
3. You may copy this form as needed. Please attach corrective action plans along with audit forms and submit by April 15, 2006.

COLUMN 1 ITEM FOR CORRECTION/ IMPROVEMENT	COLUMN 2 SUGGESTED CHANGE/ ACTIVITIES	COLUMN 3 TIME TABLE FOR CORRECTIVE ACTION/ COMPLETION
GIRLS TRAVEL	SEND GIRLS BASKETBALL TEAM TO OUT OF STATE CHRISTMAS TOURNAMENT	2006-07 SEASON
ADDITION OF TRACK COACH	ADD ASST. GIRLS TRACK COACH	2005-06 SEASON

Principal's Signature: *Judith Brown*

Date: 3-1-06



2005-2006 INTERSCHOLASTIC  
ATHLETICS SURVEY  
Summary of Student Responses

KHSAA  
Form T63  
Rev. 9/05

School Name: FAIRDALE HIGH SCHOOL  
School Enrollment: 810  
Date: FEBRUARY 28, 2006  
Completed By: ERNEST SMITH

**Instructions:**

1. Summarize the Student Athletics Interest Surveys Form T-61 by listing the total number of responses on the line next to each sport.
2. Under the Other Category please provide a listing of the sports as well as the number of students who are interested in participating.
3. Please sign and date this Summary Form (T-63) and mail this Summary Form only to the KHSAA by April 15, 2006. Do not mail the student surveys (Form T-61). However, these Forms should be maintained in your files in the event they are requested subsequently.

767 Number of Surveys  
643 Total Returned (*A minimum of 80% return is expected*)  
9-11 Grades Surveyed (*Should be grades 9-11 and 8<sup>th</sup> grade if school has a feeder system*)

How Was The Survey Administered? 1<sup>ST</sup> PERIOD CLASSES  
(e.g. was it given in all English classes, or all home rooms, or advisee/advisor?)

**KHSAA Sanctioned Fall Sports** (*List Total Number of Participation Responses*)

26 Cross Country (Girls)  
21 Cross Country (Boys)  
209 Football (Boys)  
5 Golf (Girls)  
14 Golf (Boys)  
8 Soccer (Girls)  
11 Soccer (Boys)  
93 Volleyball (Girls)



**Winter Sport** (*List Total Number of Participation Responses*)

<u>47</u>	Basketball (Girls)
<u>130</u>	Basketball (Boys)
<u>13</u>	Indoor Track (Girls)
<u>52</u>	Indoor Track (Boys)
<u>53</u>	Swimming & Diving (Girls) ✓
<u>36</u>	Swimming & Diving (Boys) ✓
<u>42</u>	Wrestling (Boys)

**Spring Sport** (*List Total Number of Participation Responses*)

<u>106</u>	Baseball (Boys)
<u>52</u>	Fast Pitch Softball (Girls)
<u>37</u>	Slow Pitch Softball (Girls)
<u>49</u>	Tennis (Girls)
<u>29</u>	Tennis (Boys)
<u>52</u>	Track (Girls)
<u>79</u>	Track (Boys)

**Non-KHSAA Sanctioned Sports** (*From Student Survey T-61 Question 10*)

<u>50</u>	Archery
<u>31</u>	Field Hockey
<u>67</u>	Bowling
<u>9</u>	Boys' Gymnastics
<u>51</u>	Girls' Gymnastics
<u>46</u>	Ice Hockey
<u>28</u>	Boys' Lacrosse
<u>12</u>	Girls' Lacrosse
<u>66</u>	Rifle
<u>42</u>	Rodeo
<u>20</u>	Boys' Volleyball
<u>25</u>	Water Polo
<u>70</u>	Weightlifting

**Number of Students who participate in Intramural Sports**  
(*From Student Survey T-61 Question 5*)

<u>Sport</u>	<u>Number</u>

**List Intramural Sports students are interested in adding:**  
*(From Student Survey T-61 Question 6)*

<u>Sport</u>	<u>Number</u>
BASKETBALL	171
FOOTBALL	103
BASEBALL	63
POWDER PUFF	47
SWIM	28

**Participation in Non-School Sports Activities**  
*(From Student Survey T-61 Question 7)*

<u>Sport</u>	<u>Number</u>
BIKING/SKATEBOARDING	127
BOWLING	111
CHEER/GYMNASTICS	65

**Reasons for not participating in interscholastic athletics**  
*(From Survey Question 8)*

- 24 I prefer other activities such as band, chorus, etc.
- 120 I don't have time
- 44 The practice schedules and game times are inconvenient
- 29 The sport I like isn't offered
- 21 It's too expensive
- 8 I prefer to participate in club or intramural sports
- 78 Working
- 51 Other:

Student Suggestions to encourage participation

MORE VARIETY OF SPORTS

MAKE THEM FUN, NOT DEMANDING

OFFER MORE SPORTS TEAMS

FLEXIBLE HOURS



Principal's Signature

3-1-06

Date